

# Paper Valley Festival

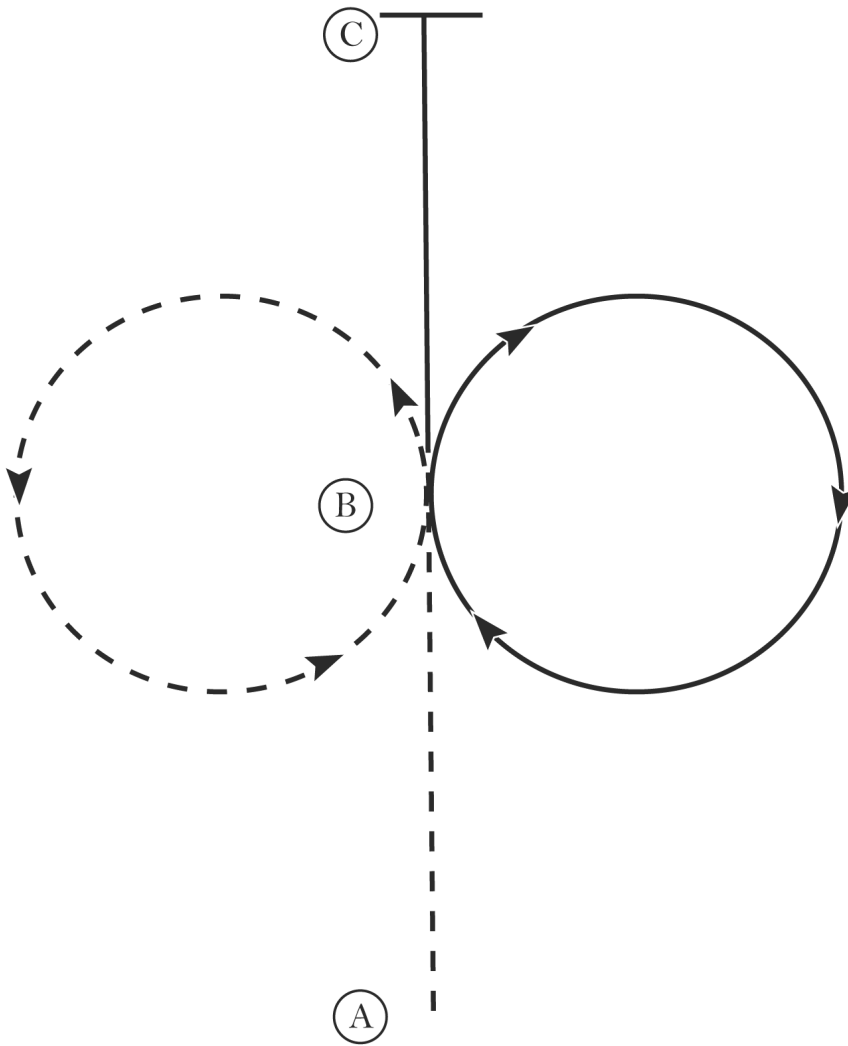
## Horsemanship (Rookie and Level 1 Amateur & Youth)

Show Date: June 4-6 2021

www.HorseShowPatterns.com

www.HorseShowPatterns.com

1. Jog A to B
2. At B jog a circle to the left
3. At B lope a circle to the right on the right lead
4. Continue the lope to C
5. At C stop



Walk	.....
Jog	-----
Extended Jog	-----
Lope	—————
Leg Yield	
Lead Change	↙↘
Back	←←←←←
Marker	⊙
Sidepass	←←←←←

[WH/1-9]

Pattern Provided by:

*Judges*

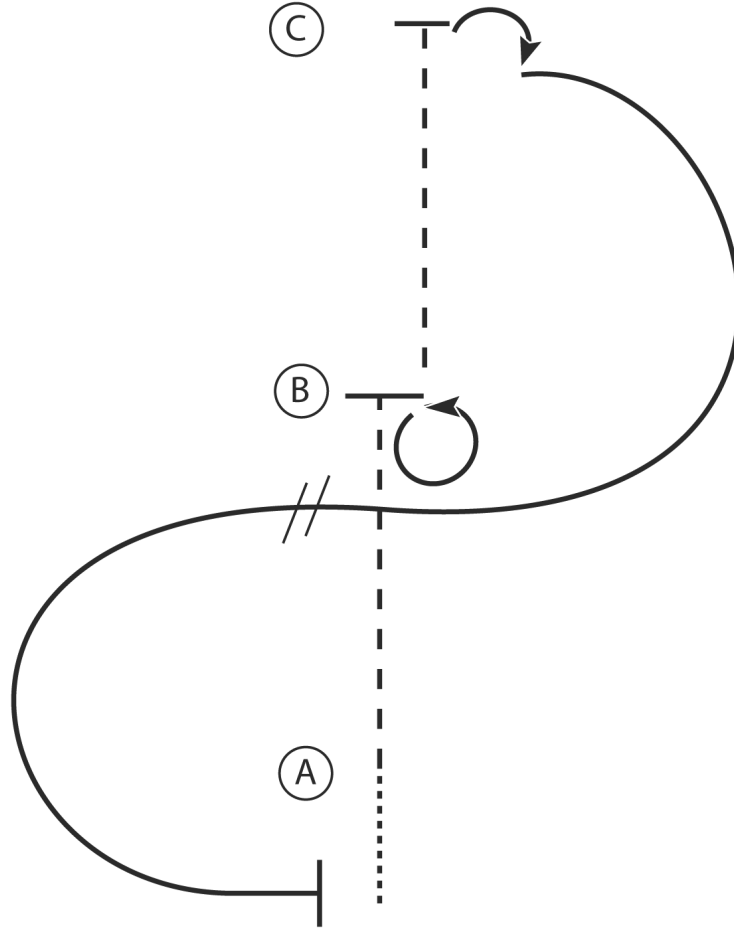
# Paper Valley Festival

## Horsemanship (Amateur, Select, 13 & Under , 14-18)

Show Date: June 4-6 2021

www.HorseShowPatterns.com

www.HorseShowPatterns.com



1. Walk to A
2. Jog A to B
3. Stop at B and perform a 360 degree turn to the left
4. Jog B to C
5. Stop at C and perform a 90 degree turn to the right
6. Lope a half circle to B on the right lead
7. At B perform a lead change and lope a half circle to A on the left lead
8. Stop at A

Walk	.....
Jog	-----
Extended Jog	-----
Lope	—————
Leg Yield	
Lead Change	↘↙
Back	←←←←←
Marker	⊙
Sidepass	←←←←←

[WH/2-30]

Pattern Provided by:

*Judges*

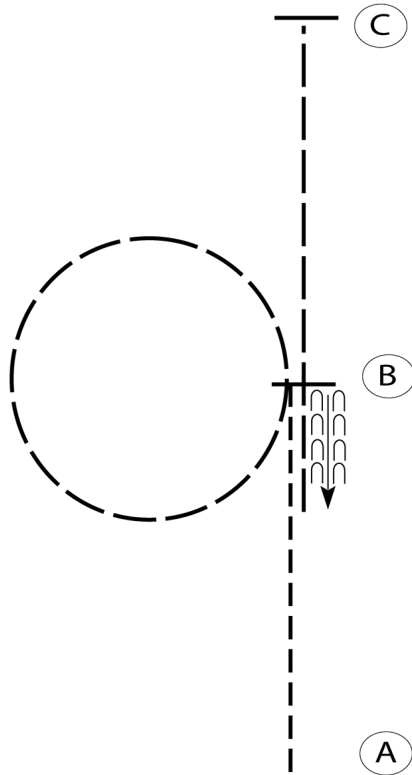
# Paper Valley Festival

## Horsemanship (Small Fry/ Non-Pro Walk Trot)

Show Date: June 4-6 2021

www.HorseShowPatterns.com

www.HorseShowPatterns.com



Be ready at A.

1. Jog from A to B.
2. Extend the jog in a circle to the left.
3. Stop at B.
4. Back one horse length at B.
5. Jog to C.
6. Stop at C.

Follow the instructions of your ring steward.

<b>Walk</b>	-----
<b>Jog</b>	- - - - -
<b>Extended Jog</b>	-----
<b>Lope</b>	—————
<b>Leg Yield</b>	
<b>Lead Change</b>	— / —
<b>Back</b>	← ○ ○ ○ ○ ○
<b>Marker</b>	○ B
<b>Sidepass</b>	← - - - - - →

[WH/WT-18]

Pattern Provided by:

*Judges*