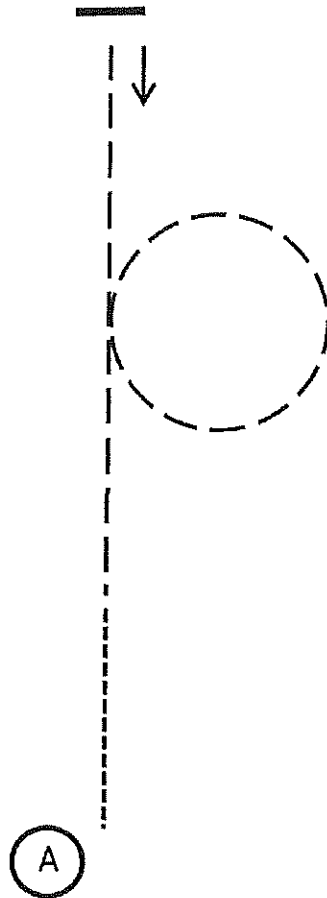


# HORSEMANSHIP

## WALK TROT



Walk 10-12 steps

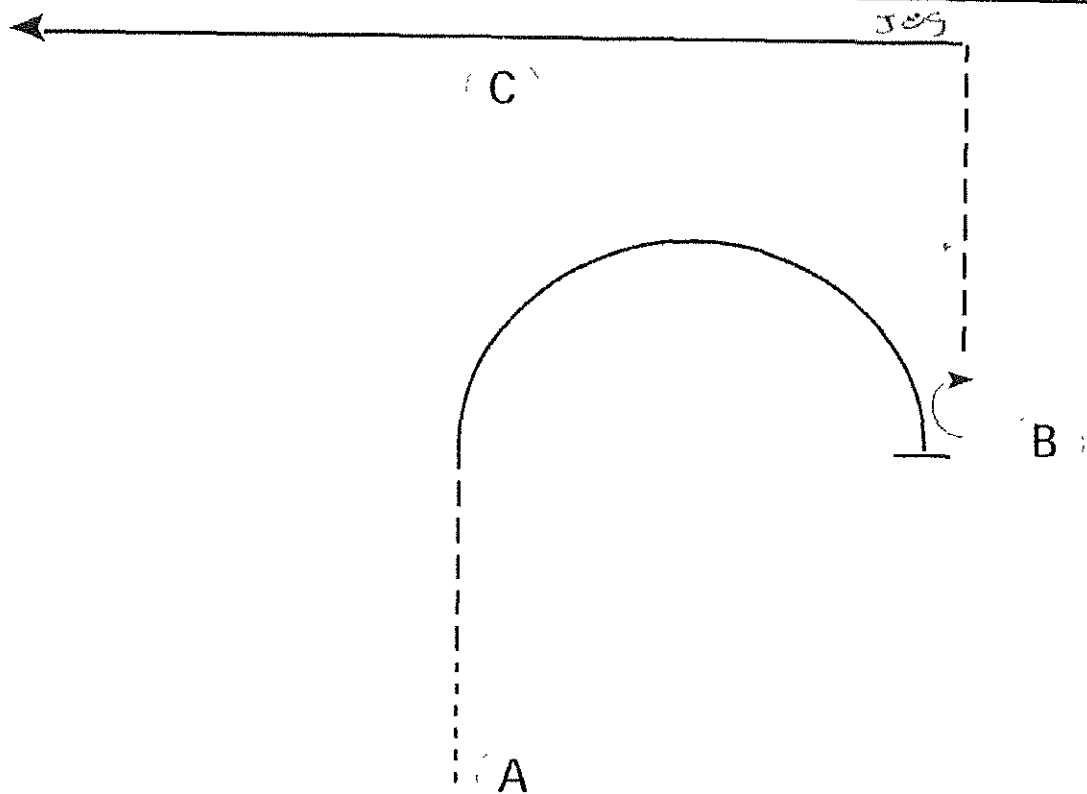
Jog straight and jog a circle to right, closing that circle

Continue straight

Stop and back

# HORSEMANSHIP

## Rookie, Novice & 13 & Under



Be ready at A.

1. Walk approximately two horse lengths from A.
2. Jog halfway to C.
3. Lope a half circle on the right lead to B.
4. Stop and perform a 1/2 turn to the right.
5. Jog until just past C. Jog a square corner left.
6. Lope on the left lead until even with C.
7. Continue lope to exit.

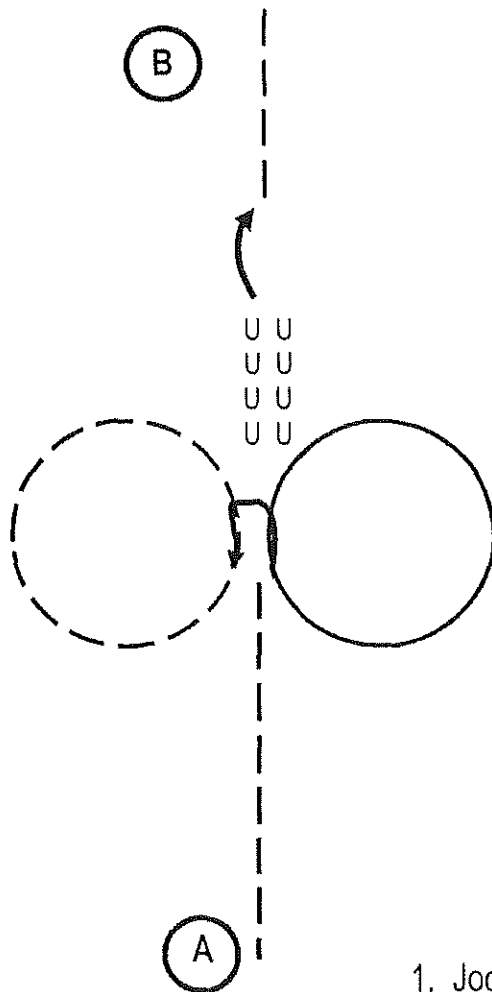
Pattern is over once you have passed C at the lope.

Follow the directions of your ring steward.

Walk	-----
Jog	- - - - -
Extended Jog	— — — —
Lope	—————
Lead Change	↔
Back	← ← ← ← ←
Marker	( B )

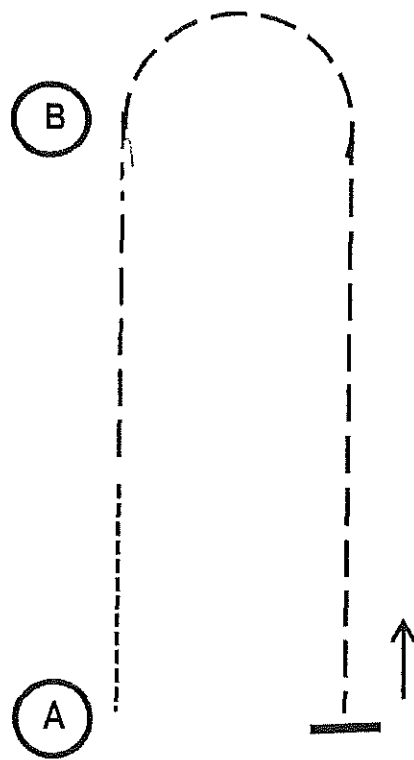
# HORSEMANSHIP

## 14 – 18, Amateur & Select



1. Jog to center
2. Lope right lead circle
3. Stop, 180° left turn on haunches
4. Jog circle to right. Stop and back
5. 180° right turn on haunches\*\*
6. Jog out

# WALK/TROT EQUITATION



Start at (A)

Walk  $\frac{1}{2}$  way to (B)

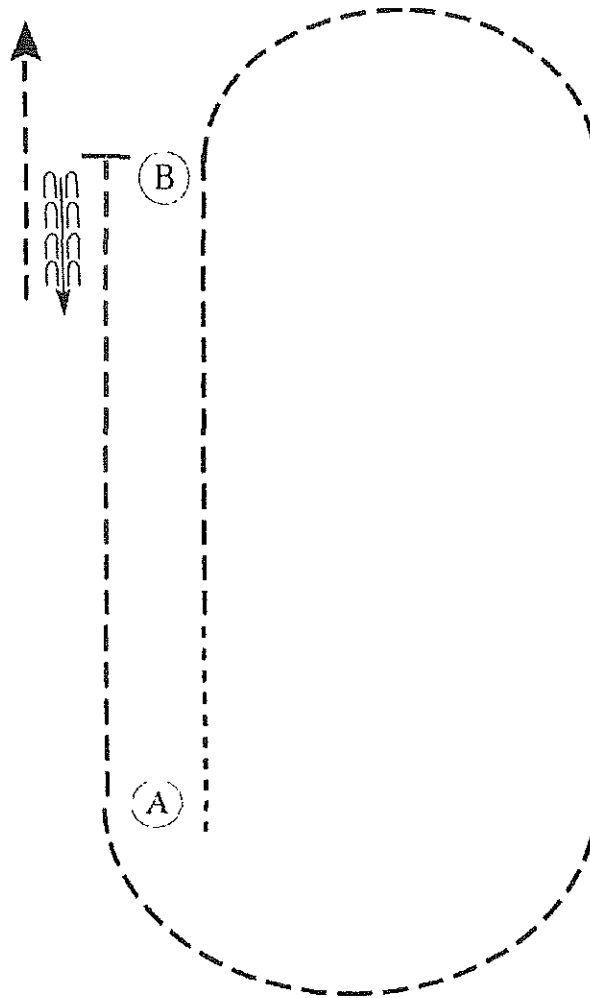
Pick up sitting trot to (B)

At (B) pick up posting trot. L. Diagonal

Stop and back when even with (A)

# Hunt Seat Equitation

Rookie, Novice & 13 & Under



Be ready at A.

1. Walk approximately 2 horse lengths.
2. Posting trot on the left diagonal to B and in a half circle until even with B.
3. Canter on the right lead until even with A.
4. Sitting trot in a half circle to A.
5. Posting trot on the right diagonal to B.
6. Halt and back approximately one horse length.
7. Exit pattern at a sitting trot.

Follow the instructions of your ring steward.

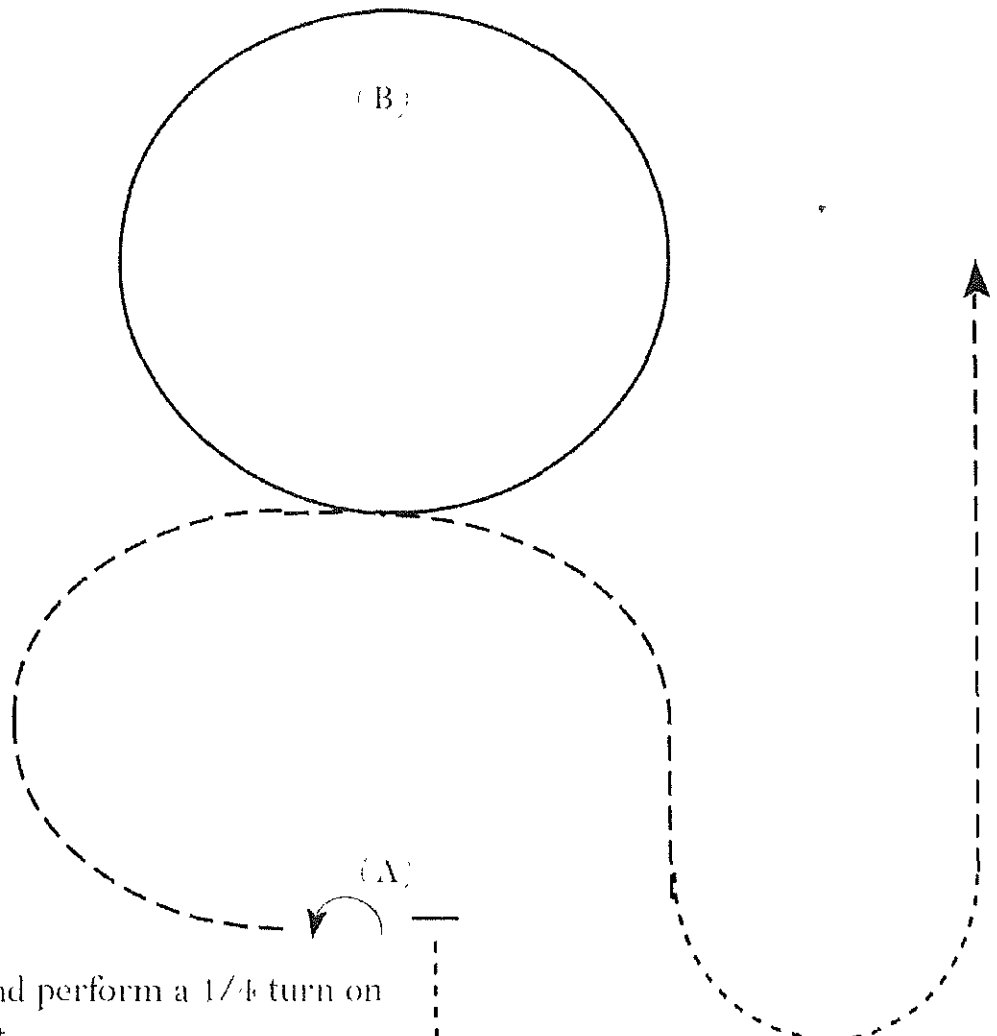
Walk	-----
Trot	- - - - -
Extended Trot	-----
Canter	-----
Leg Yield	
Lead Change	↙ ↘
Back	← ← ← ← ←
Marker	⊙ B
Sidepass	← ← ← ← ←
Hand Gallop	-----

Pattern Provided by:

Kenny Hall

# HUNT SEAT EQUITATION

14 – 18, Amateur & Select



Be ready before A.

1. Walk to A.
2. Stop before A and perform a 1/4 turn on the forehand left.
3. Posting trot on the left diagonal to center
4. Canter a circle around B on the left lead.
5. Break to a sitting trot in center and trot until even with A.
6. Walk a half circle.
7. Posting trot on the right diagonal to exit.

Follow the instructions of your ring steward.

Walk	-----
Trot	- - - - -
Extended Trot	-----
Canter	-----
Leg Yield	
Lead Change	-----
Back	←←←←← ←←←←←
Marker	(B)
Sidepass	← ←
Hand Gallop	-----