

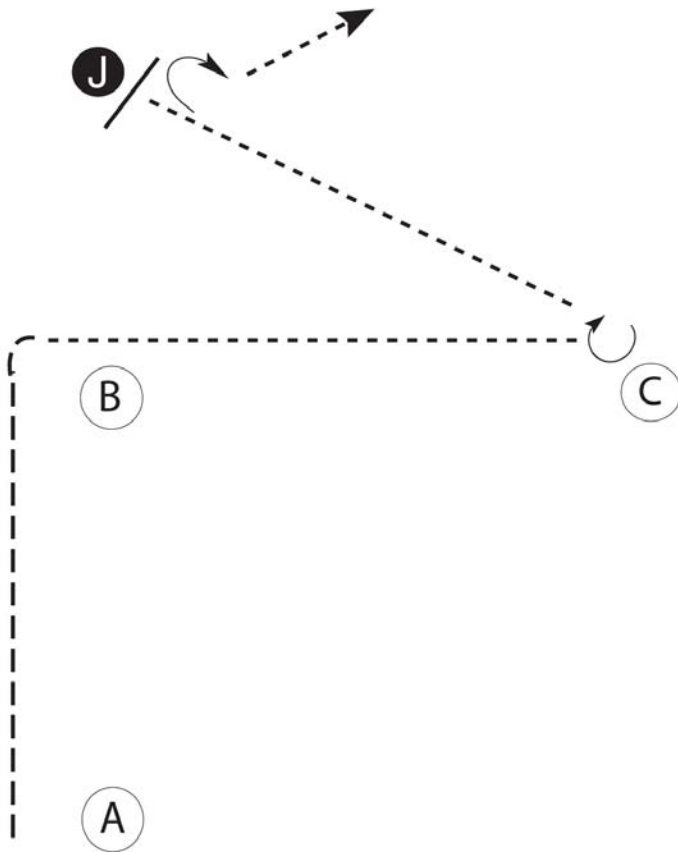
Paper Valley Festival

Showmanship (Walk-Trot)

Show Date: June 1-3, 2018

w w w . H o r s e S h o w P a t t e r n s . c o m

w w w . H o r s e S h o w P a t t e r n s . c o m



- Be ready at A.
1. Trot to B.
 2. Walk to C.
 3. Stop at C.
 4. 5/8 turn at C.
 5. Walk to judge and set up for inspection.
 6. When dismissed 1/4 turn and walk off.

Walk	-----
Trot	- - - - -
Back	← ↔ ↔ ↔
Marker	ⓑ
Judge	ⓙ

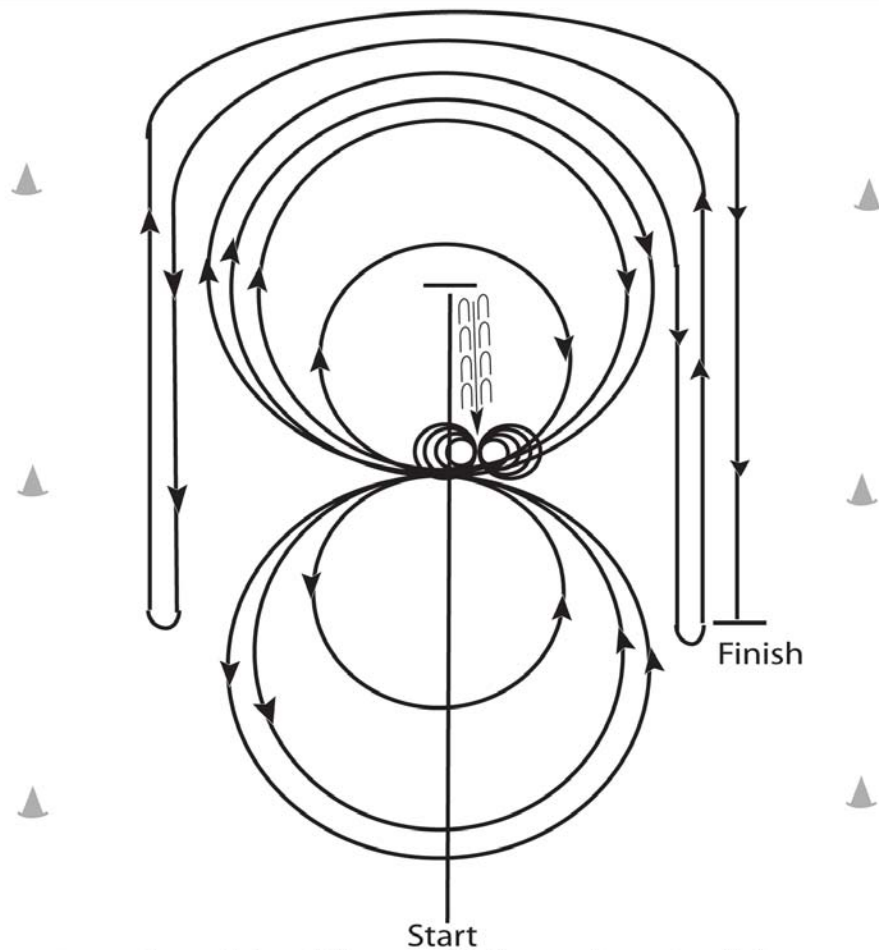
[SWT-20]

Pattern Provided by:

Paper Valley Festival

Reining (All)

Show Date: June 1-3, 2018



1. Run past the center marker and do a sliding stop. Back up to the center of the arena or at least ten feet (3m). Hesitate.
 2. Complete four spins to the right.
 3. Complete four and one-quarter spins to the left so that the horse is facing the left wall or fence. Hesitate.
 4. Beginning on the right lead, complete three circles to the right: the first two circles large and fast, the third circle small and slow. Change leads at the center of the arena.
 5. Complete three circles to the left: the first circle small and slow, the next two circles large and fast. Change leads at the center of the arena.
 6. Begin a large fast circle to the right but do not close this circle. Run down the right side of the arena past the center marker and do a left rollback at least twenty feet (6.09m) from the wall or fence – no hesitation.
 7. Continue back around the previous circle but do not close this circle. Run down the left side of the arena past the center and do a right rollback at least twenty feet (6.09m) from the wall or fence – no hesitation.
 8. Continue back around previous circle but do not close this circle. Run down the right side of the arena past the center marker and do a sliding stop at least twenty feet (6.09m) from the wall or fence. Hesitate to demonstrate completion of pattern.
- Rider may dismount and drop bridle to the designated judge.

[R/AQHAP-10]

Pattern Provided by:

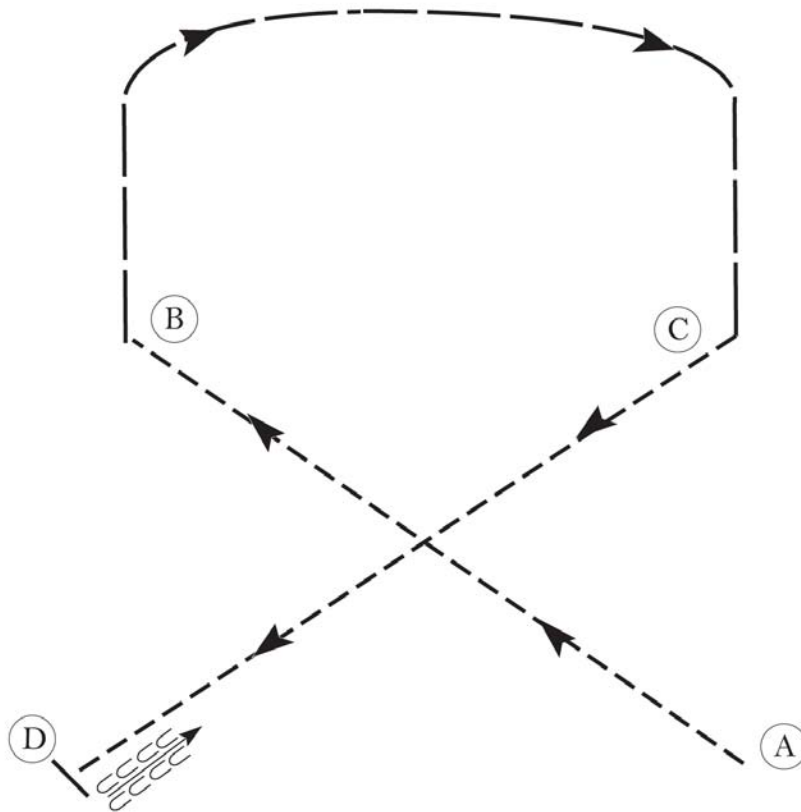
Paper Valley Festival

Hunt Seat Equitation (Youth 13 & Under, 14-18 - Amateur - Select)

Show Date: June 1-3, 2018

w w w . H o r s e S h o w P a t t e r n s . c o m

w w w . H o r s e S h o w P a t t e r n s . c o m



Be ready at A.

1. Sitting trot 1/2 way to B.
2. Posting trot on the left diagonal to B.
3. Hand gallop right lead to C.
4. Posting trot on the right diagonal 1/2 way to D.
5. Sitting trot to D.
6. Halt at D and back approximately one horse length.

Exit at a sitting trot.

Walk	-----
Trot	- - - - -
Extended Trot	— — — — —
Canter	—————
Leg Yield	
Lead Change	↙ ↘
Back	←←←←←
Marker	⊙
Sidepass	←←←←←
Hand Gallop	— — — — —

[HSE/2-23]

Pattern Provided by:

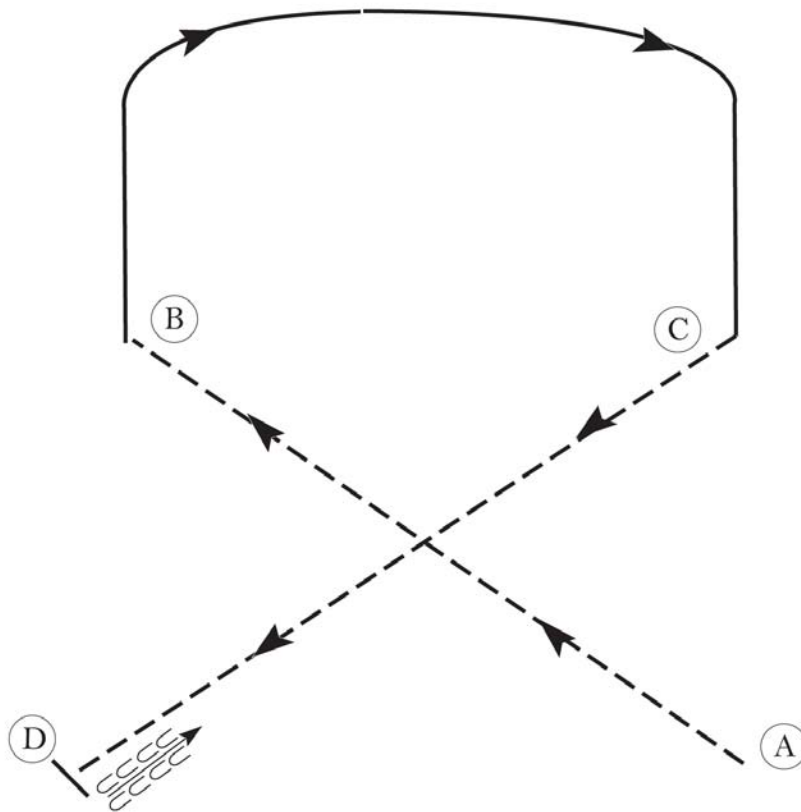
Paper Valley Festival

Hunt Seat Equitation (Rookie/Level 1 - Youth - Amateur)

Show Date: June 1-3, 2018

www.HorseShowPatterns.com

www.HorseShowPatterns.com



Be ready at A.

1. Posting trot on the left diagonal to B.
2. Canter right lead to C.
3. Posting trot on the right diagonal 1/2 way to D.
4. Sitting trot to D.
5. Halt at D and back approximately one horse length.

Exit at a sitting trot.

Walk	-----
Trot	- - - - -
Extended Trot	— — — — —
Canter	—————
Leg Yield	
Lead Change	↘
Back	←←←←←
Marker	(B)
Sidepass	←←
Hand Gallop	— — — — —

[HSE/1-23]

Pattern Provided by:

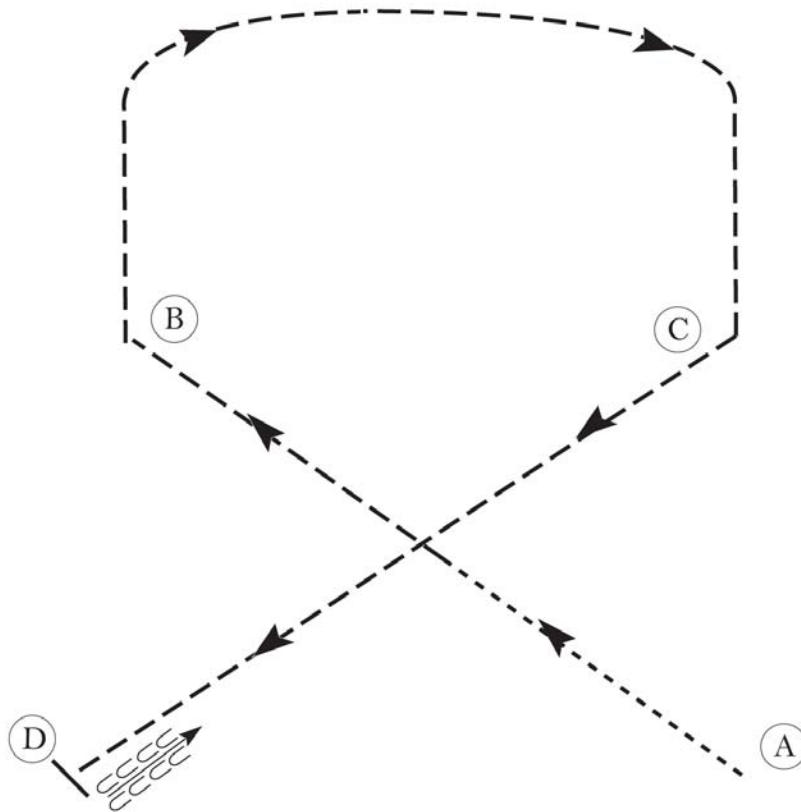
Paper Valley Festival

Hunt Seat Equitation (All Walk Trot)

Show Date: June 1-3, 1018

www.HorseShowPatterns.com

www.HorseShowPatterns.com



Be ready at A.

1. Walk 1/2 way to B.
2. Posting trot on the left diagonal to B.
3. Sitting trot to C.
4. Posting trot on the right diagonal 1/2 way to D.
5. Sitting trot to D.
6. Halt at D and back approximately one horse length.

Exit at a sitting trot.

Walk	-----
Trot	- - - - -
Extended Trot	- - - - -
Canter	—————
Leg Yield	
Lead Change	///
Back	←←←←←
Marker	(B)
Sidepass	←- - - -
Hand Gallop	—————

[HSE/WT-23]

Pattern Provided by:

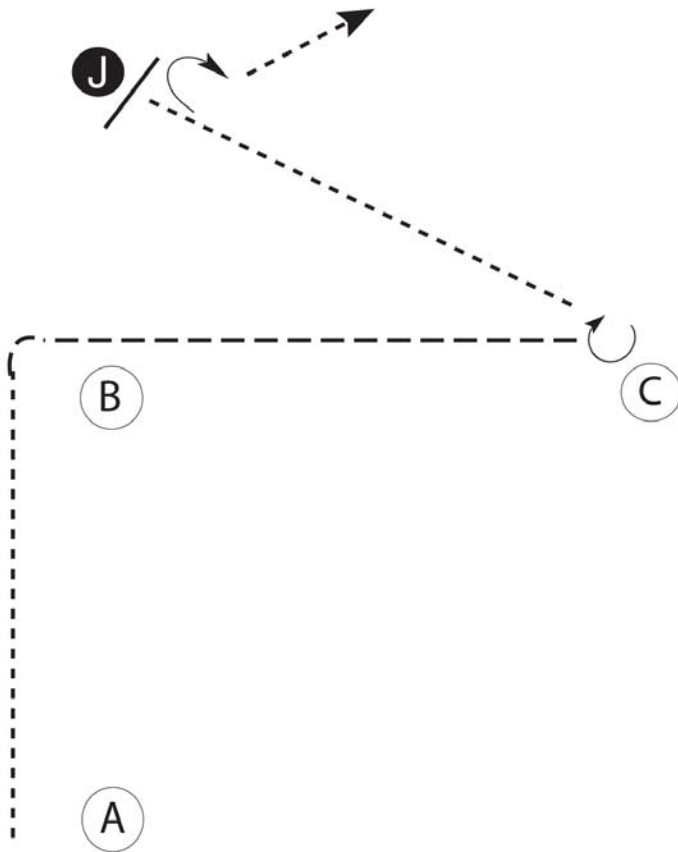
Paper Valley Festival

Showmanship (Rookie/Level 1 - Youth - Amateur)

Show Date: June 1-3, 2018

w w w . H o r s e S h o w P a t t e r n s . c o m

w w w . H o r s e S h o w P a t t e r n s . c o m



Be ready at A.

1. Walk to B.
2. Trot to C.
3. Stop at C.
4. 5/8 turn at C.
5. Walk to judge and set up for inspection.
6. When dismissed 1/4 turn and walk off.

Walk	-----
Trot	- - - - -
Back	←
Marker	ⓑ
Judge	ⓐ

[S/1-20]

Pattern Provided by:

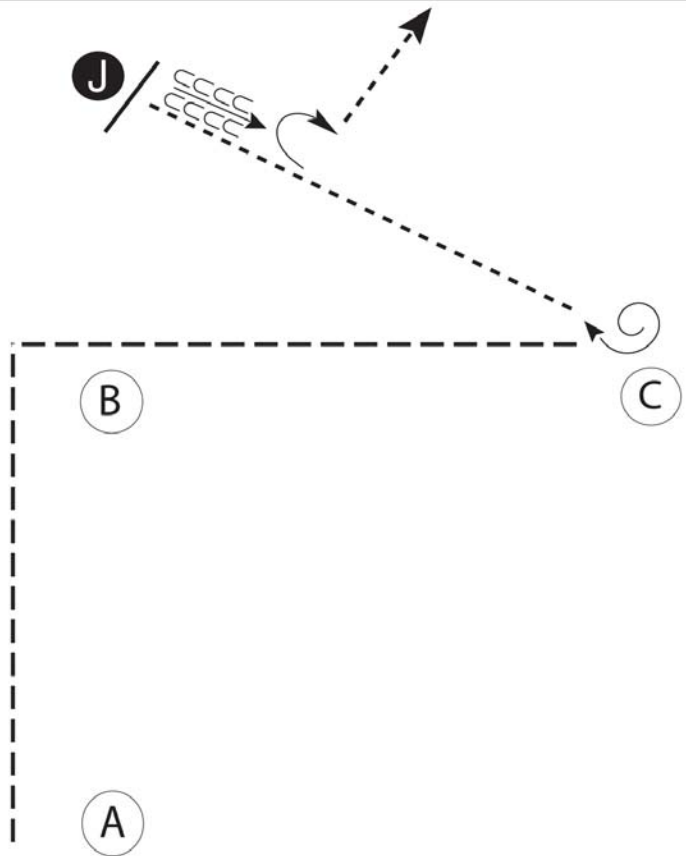
Paper Valley Festival

Showmanship (Youth 13 & Under, 14-18 - Amateur - Select)

Show Date: June 1-3, 2018

w w w . H o r s e S h o w P a t t e r n s . c o m

w w w . H o r s e S h o w P a t t e r n s . c o m



Be ready at A.

1. Trot to B.
2. Trot the corner at B and continue to trot to C.
3. Stop at C.
4. $1 \frac{5}{8}$ turn at C.
5. Walk to judge and set up for inspection.
6. When dismissed, back one horse length.
7. $\frac{1}{4}$ turn and walk off.

Walk	-----
Trot	- - - - -
Back	←
Marker	Ⓟ
Judge	Ⓝ

[S/2-20]

Pattern Provided by:

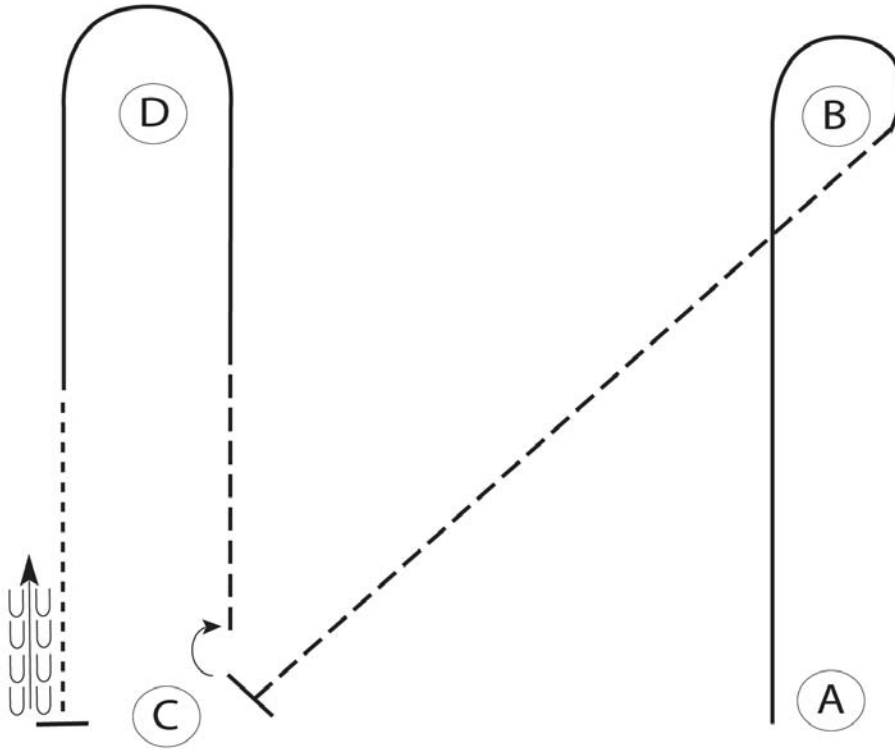
Paper Valley Festival

Horsemanship (Rookie/Level 1 - Youth - Amateur)

Show Date: June 1-3, 2018

www.HorseShowPatterns.com

www.HorseShowPatterns.com



Be ready at A.

1. Lope on the right lead from A to and around B.
2. Jog from B to C.
3. Stop and perform a 90 degree turn to the right.
4. Jog halfway to D.
5. Lope on the left lead to and around D.
6. Halfway to C, break to a walk.
7. Stop at C and back approximately one horse length.

Follow the instructions of your ring steward.

Walk	-----
Jog	-----
Extended Jog	-----
Lope	-----
Leg Yield	
Lead Change	↙ ↘
Back	←←←←
Marker	(B)
Sidepass	←-----→

[WH/1-71]

Pattern Provided by:

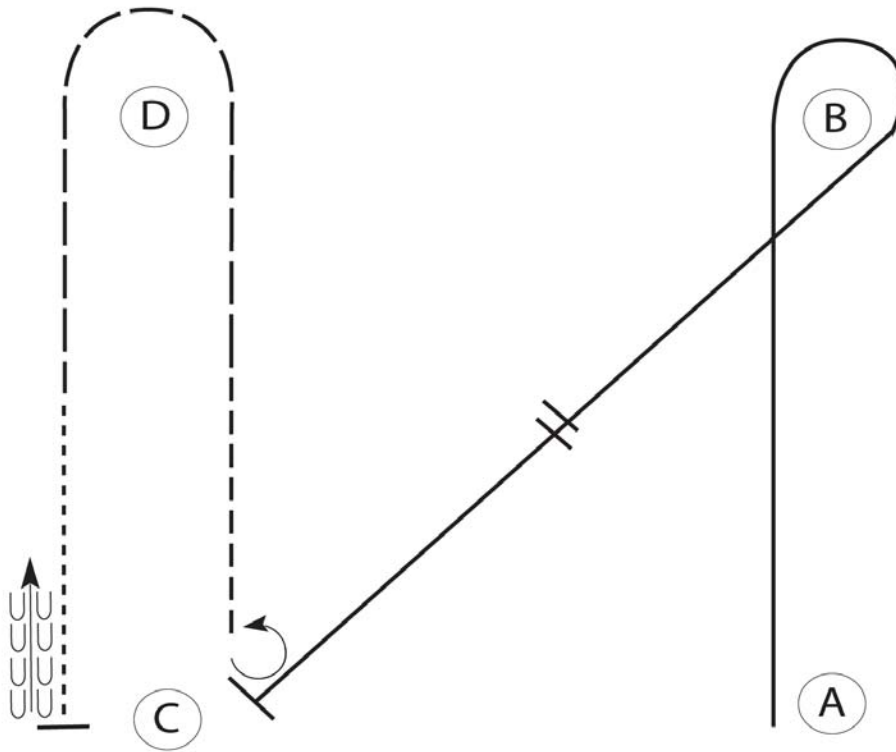
Paper Valley Festival

Horsemanship (Youth 13 & Under, 14-18 - Amateur - Select)

Show Date: June 1-3, 2018

www.HorseShowPatterns.com

www.HorseShowPatterns.com



Be ready at A.

1. Lope on the right lead from A to and around B.
2. Halfway to C, perform a simple lead change.
3. Lope to C.
4. Stop and perform a 270 degree turn to the left.
5. Jog halfway to D.
6. Extend the jog to and around D.
7. Halfway to C, break to a walk.
8. Stop at C and back approximately one horse length.

Follow the instructions of your ring steward.

Walk	-----
Jog	- - - - -
Extended Jog	- - - - -
Lope	—————
Leg Yield	
Lead Change	
Back	
Marker	(B)
Sidepass	

[WH/2-71]

Pattern Provided by:

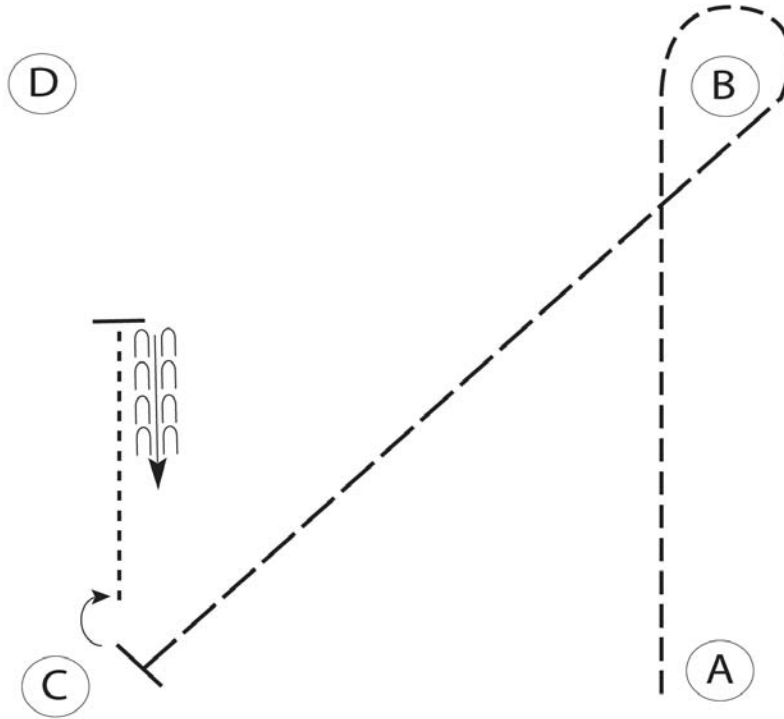
Paper Valley Festival

Horsemanship (Walk-Trot)

Show Date: June 1-3, 1018

www.HorseShowPatterns.com

www.HorseShowPatterns.com



Be ready at A.

1. Jog from A to and around B.
2. Extend the jog from B to C.
3. Stop and perform a 90 degree turn to the right.
4. Walk halfway to D.
5. Stop halfway to D and back approximately one horse length.

Follow the instructions of your ring steward.

Walk	-----
Jog	- - - - -
Extended Jog	— — — — —
Lope	—————
Leg Yield	
Lead Change	— / —
Back	← ← ← ← ←
Marker	⊙
Sidepass	← — — — — →

[WH/WT-71]

Pattern Provided by:

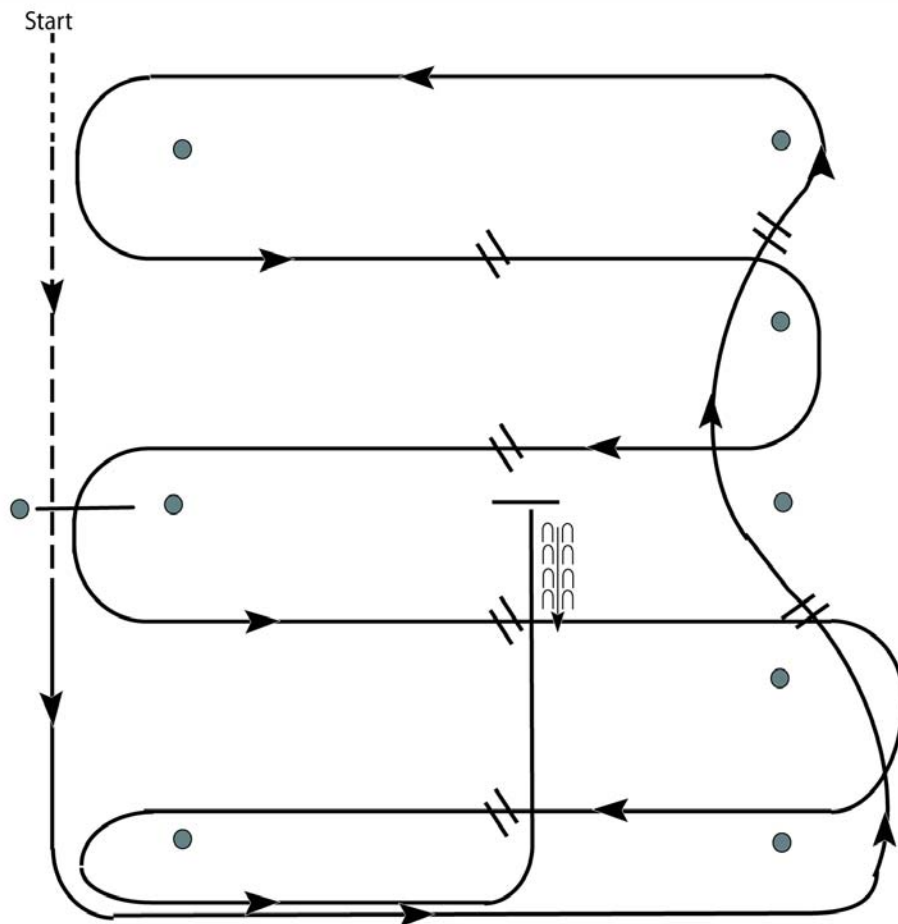
Paper Valley Festival

Western Riding (Green -Level 1 - Youth & Amateur)

Show Date: June 1-3, 2018

w w w . H o r s e S h o w P a t t e r n s . c o m

w w w . H o r s e S h o w P a t t e r n s . c o m



1. Walk at least 15' & jog over log.
2. Transition to left lead and lope around end.
3. First line change.
4. Second line change. Lope around end of arena
5. First crossing change.
6. Second crossing change.
7. Lope over log.
8. Third crossing change.
9. Fourth crossing change.
10. Lope up the center, stop and back.

[WR/GP-1]

Pattern Provided by:

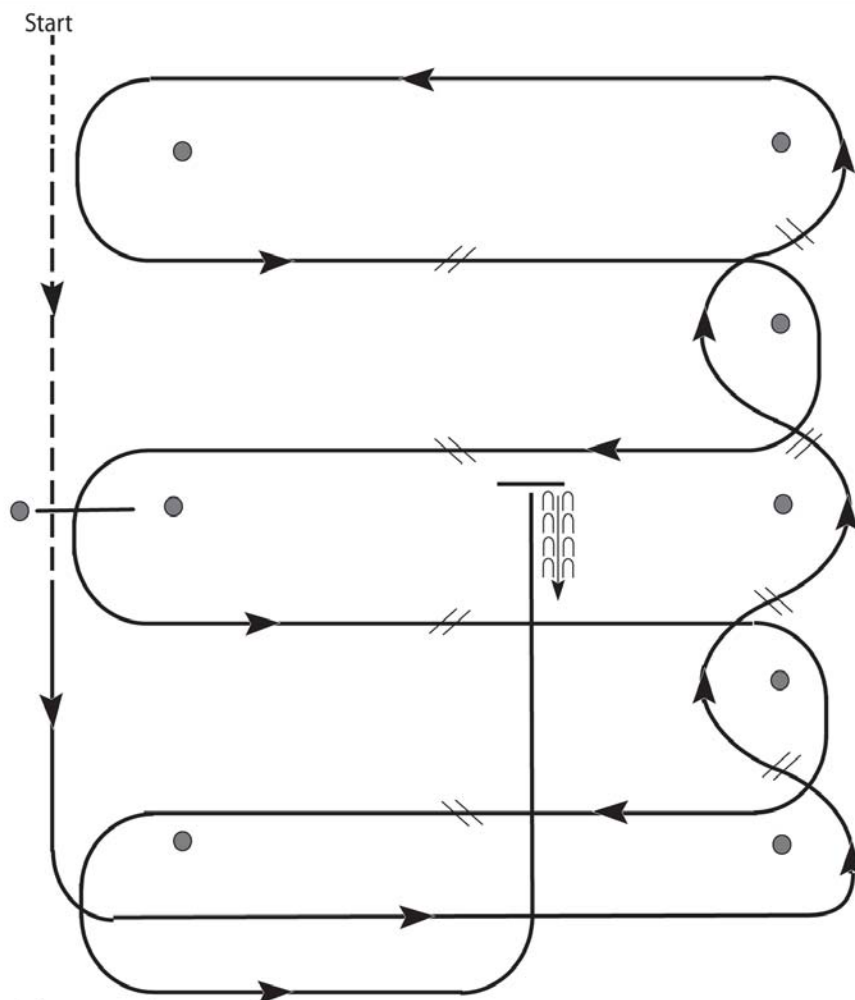
Paper Valley Festival

Western Riding (Youth - Amateur - Jr/Sr)

Show Date: June 1-3, 2018

www.HorseShowPatterns.com

www.HorseShowPatterns.com



1. Walk and jog over log.
2. Transition to lope and lope around end.
3. First line change.
4. Second line change.
5. Third line change.
6. Fourth line change and lope around the end of the arena.
7. First crossing change.
8. Second crossing change.
9. Lope over log.
10. Third crossing change.
11. Fourth crossing change.
12. Lope up the center, stop and back.

[WR/OP-1]

Pattern Provided by: