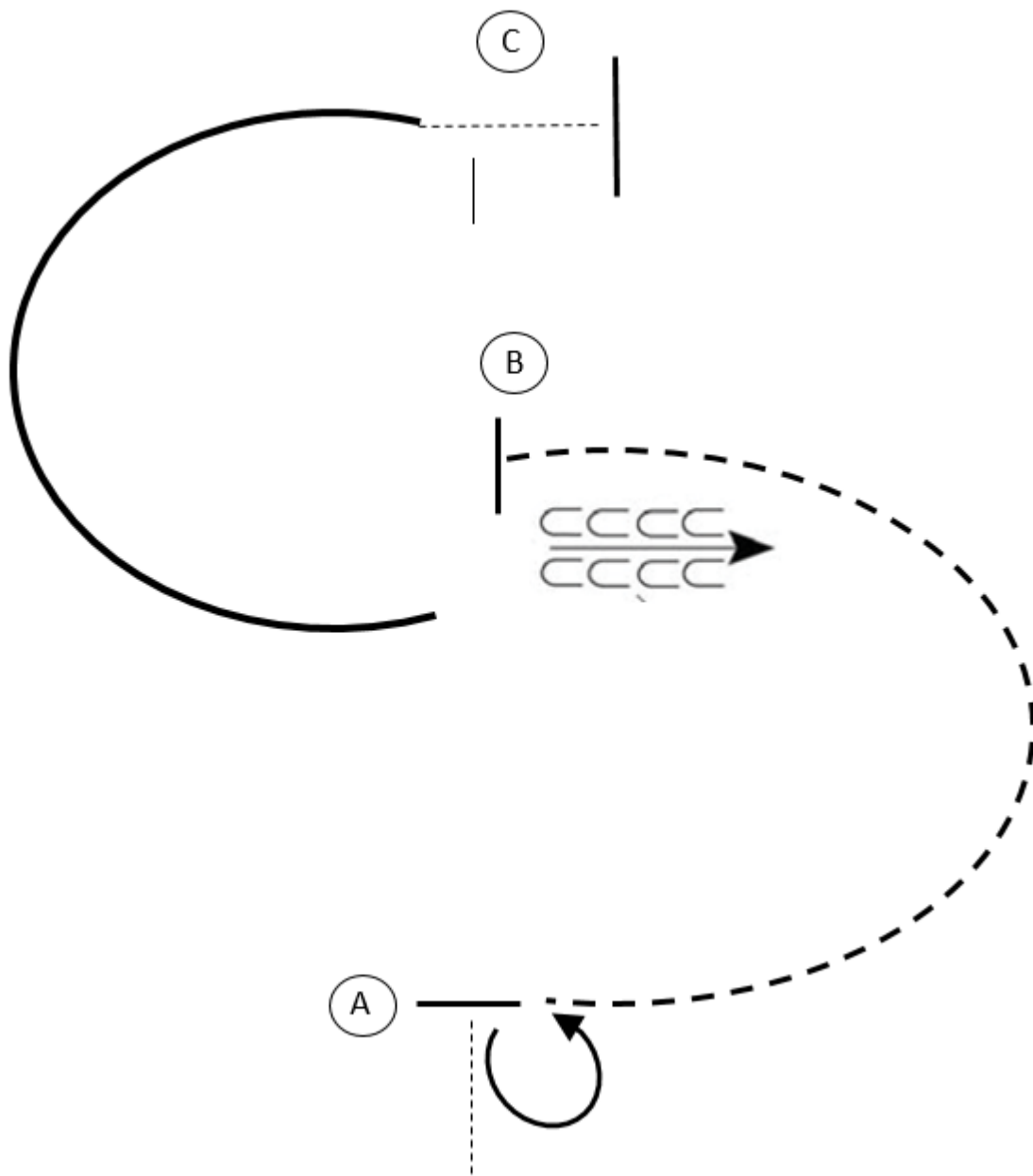


# Western Horsemanship (Rookie & Novice)

June 3 – 4, 2017

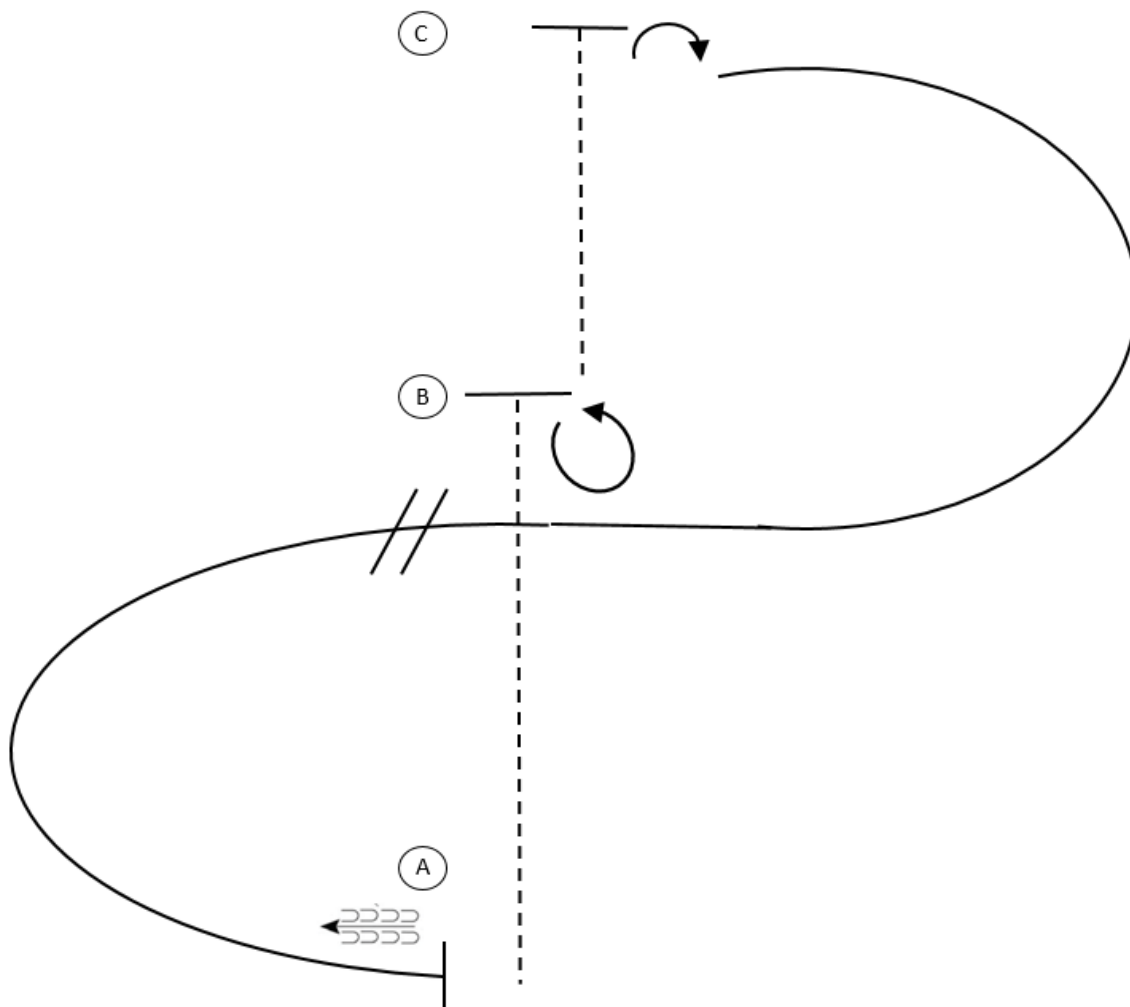


1. Walk to A
2. Stop at A and perform a 270 degree turn to the left
3. Jog a half circle to B
4. Stop at B and back 3 steps
5. Lope a half circle to C on the left lead
6. At C walk 5 steps and stop

|              |       |
|--------------|-------|
| Walk         | ----- |
| Jog          | ----- |
| Extended Jog | ----- |
| Lope         | ===== |
| Leg Yield    |       |
| Lead Change  | ↘     |
| Back         | ←←←←← |
| Marker       | ⊙     |
| Sidepass     | ←←←←← |

# Western Horsemanship (Amateur, Select and Youth)

June 3 – 4, 2017



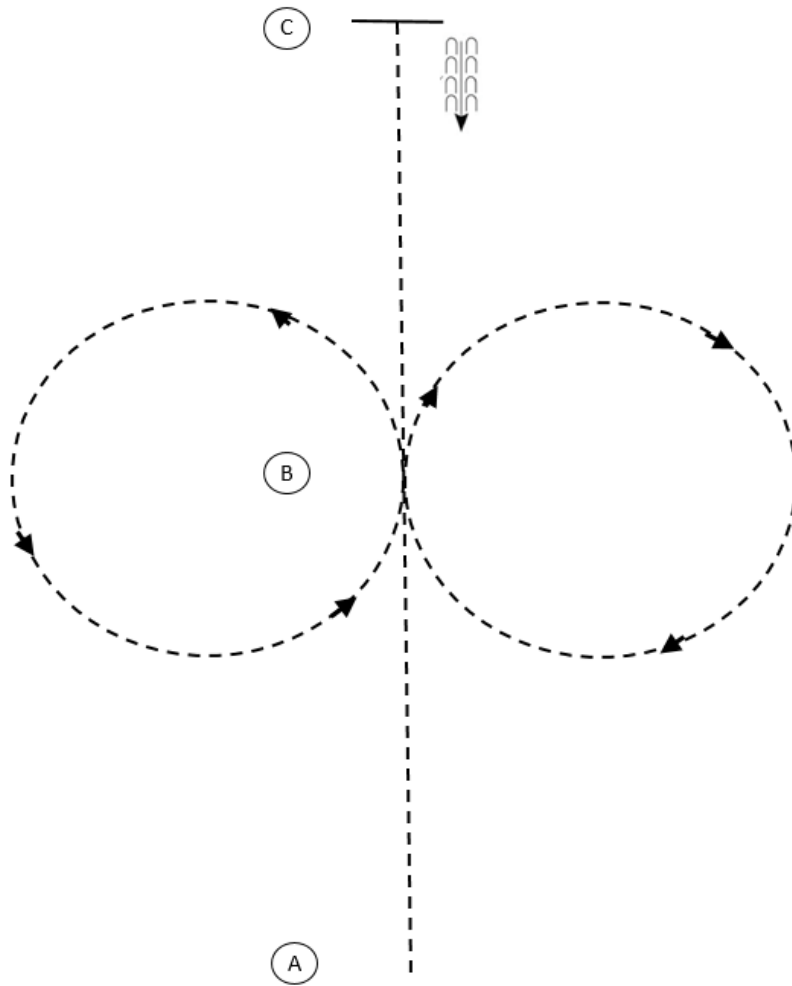
Be ready before A

1. Walk to A
  2. Jog A to B
  3. Stop at B and perform a 360 degree turn to the left
  4. Perform an extended jog from B to C
  5. Stop at C and turn 90 degrees to the right
  6. Lope a half circle to B on the right lead
  7. At B perform a flying lead change and lope a half circle to A on the left lead
  8. Stop at A and back approximately one horse length
- Follow the instructions of your ring steward

|              |            |
|--------------|------------|
| Walk         | -----      |
| Jog          | -----      |
| Extended Jog | -----      |
| Lope         | -----      |
| Leg Yield    |            |
| Lead Change  | ↗↘         |
| Back         | ←←←<br>←←← |
| Marker       | Ⓚ          |
| Sidepass     | ←-----→    |

# Western Horsemanship (Small Fry)

June 3 – 4, 2017

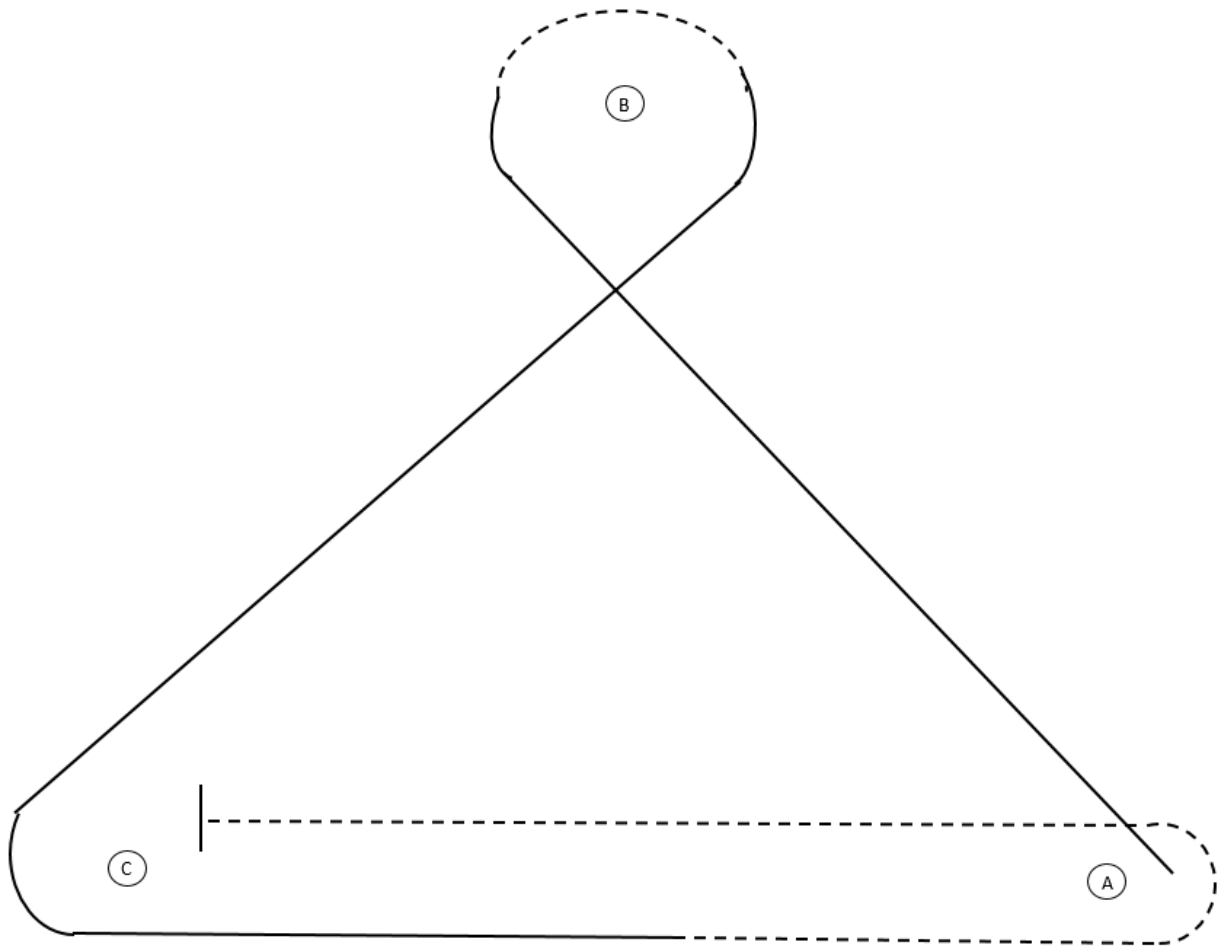


1. Jog A to B
2. At B perform a figure eight beginning to the right
3. Continue the jog from B to C
4. At C stop and back 4 steps

|              |               |
|--------------|---------------|
| Walk         | -----         |
| Jog          | -----         |
| Extended Jog | -----         |
| Lope         | -----         |
| Leg Yield    |               |
| Lead Change  | — / —         |
| Back         | ← — — — — —   |
| Marker       | ⊙ B           |
| Sidepass     | ← — — — — — → |

# Hunt Seat Equitation (Rookie & Novice)

June 3 – 4, 2017

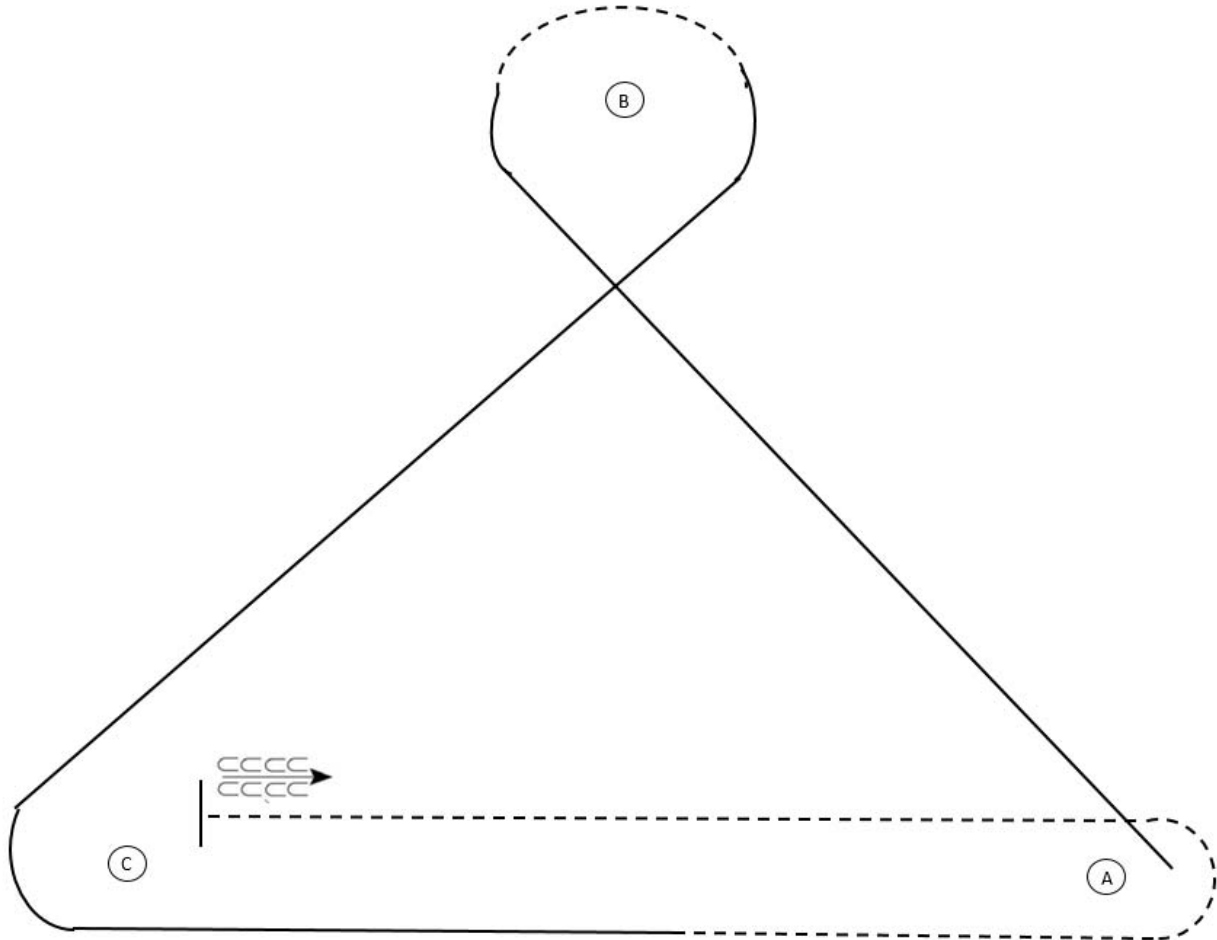


1. Canter on the right lead A to B
2. At B posting trot around B
3. At B canter on the left lead to and around C and continue toward A
4. Halfway to A posting trot on the right diagonal to and around A and continue toward C
5. Halfway to C sit the trot
6. Stop at C

|               |           |
|---------------|-----------|
| Walk          | -----     |
| Trot          | - - - - - |
| Extended Trot | — — — —   |
| Canter        | —————     |
| Lead Change   |           |
| Back          |           |
| Marker        |           |
| Hand Gallop   | — — — —   |

# Hunt Seat Equitation (Amateur, Select & Youth)

June 3 – 4, 2017

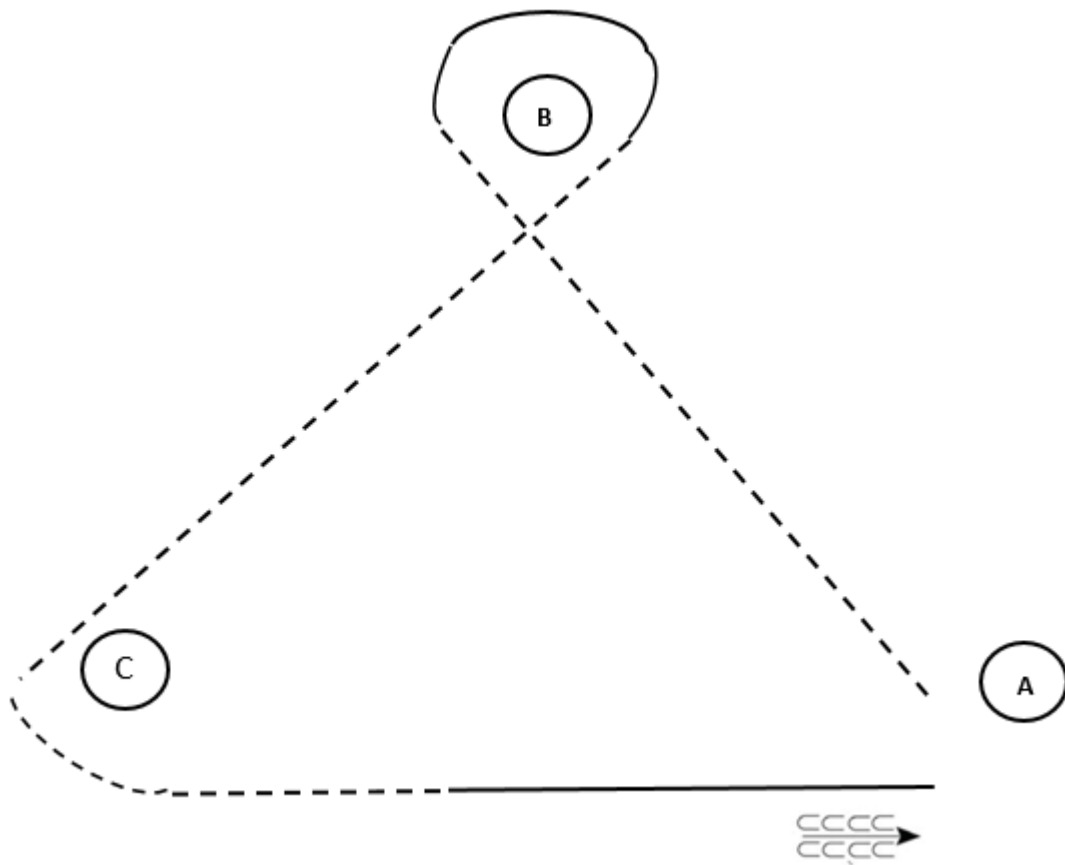


1. Canter on the right lead to A
2. At B posting trot around B
3. At B Canter on the left lead to and around C and continue on toward A
4. Halfway to A posting Trot on the right diagonal to and around A and continue toward C
5. Halfway to C sit the trot
6. Stop at C and back 4 steps

|               |       |
|---------------|-------|
| Walk          | ----- |
| Trot          | ----- |
| Extended Trot | ----- |
| Canter        | ----- |
| Lead Change   |       |
| Back          |       |
| Marker        |       |
| Hand Gallop   | ----- |

# Hunt Seat Equitation (Small Fry)

June 3 – 4, 2017



1. Trot left diagonal from A to B
2. At B walk around B
3. Trot right diagonal around C
4. Half way to A walk
5. Stop at A and back

|               |       |
|---------------|-------|
| Walk          | ----- |
| Trot          | ----- |
| Extended Trot | ----- |
| Canter        | ----- |
| Lead Change   |       |
| Back          |       |
| Marker        |       |
| Hand Gallop   |       |