

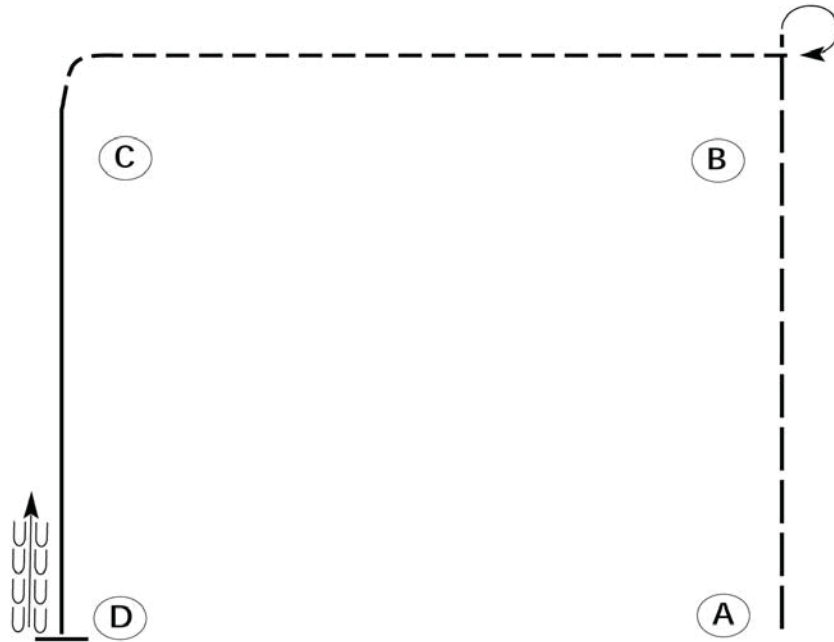
WAQHA Classic

Western Horsemanship (Rookie / Level 1)

Show Date: 06-01-03-2017

www.HorseShowPatterns.com

www.HorseShowPatterns.com



Be ready at A.

1. Extended jog from A to B.
2. Stop past B and execute a 270 degree turn to the right.
3. Jog from B around C.
4. Lope on the left lead from C to D.
5. Stop at D and back one horse length.

Please exit at a jog.

Walk	-----
Jog	-----
Extended Jog	-----
Lope	—————
Leg Yield	
Lead Change	↙
Back	← ⏏ ⏏
Marker	Ⓚ
Sidepass	←-----→

[WH/1-23]

Pattern Provided by:

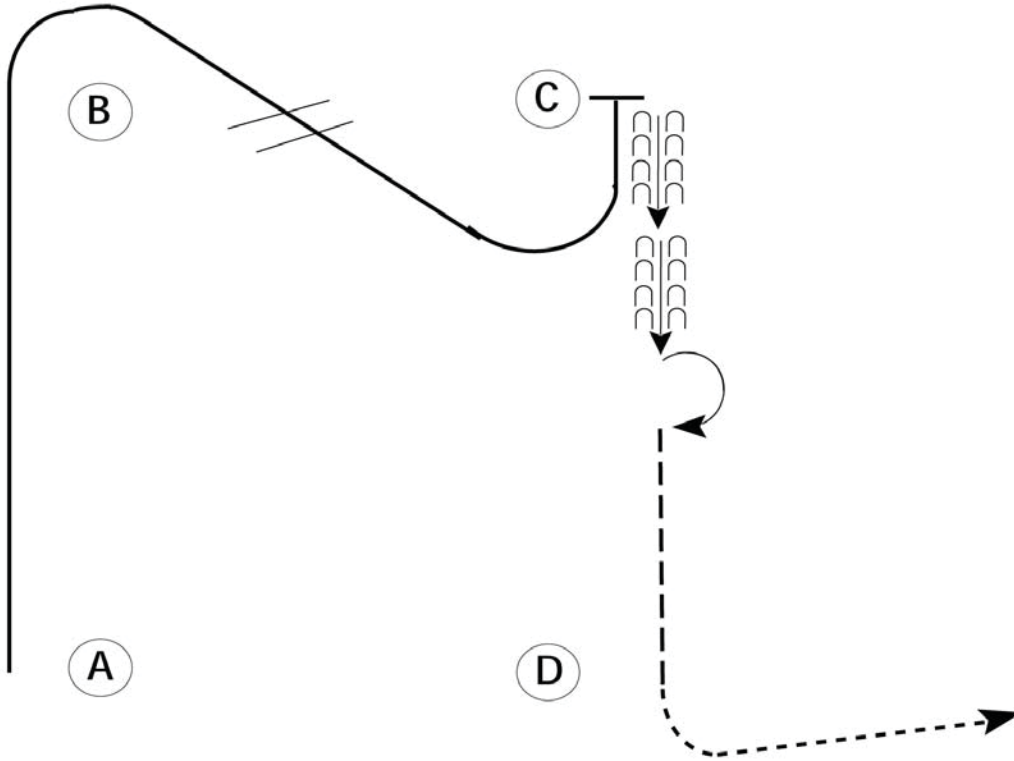
WAQHA Classic

Western Horsemanship (13 & Under/14-18/Select/Amateur)

Show Date: 06-01-03-2017

www.HorseShowPatterns.com

www.HorseShowPatterns.com



Be ready at A.

1. Lope on the right lead to and around B.
2. Perform a flying lead change halfway between B and C.
3. Lope on the left lead to C.
4. Stop at C.
5. Back approximately one horse length.
6. Turn 180 degrees to the right.
7. Jog to D.
8. Walk at D and turn to the left.

Follow the instructions of your ring steward.

Walk	-----
Jog	- - - - -
Extended Jog	— — — —
Lope	—————
Leg Yield	
Lead Change	
Back	
Marker	(B)
Sidepass	

[WH/3-52]

Pattern Provided by:

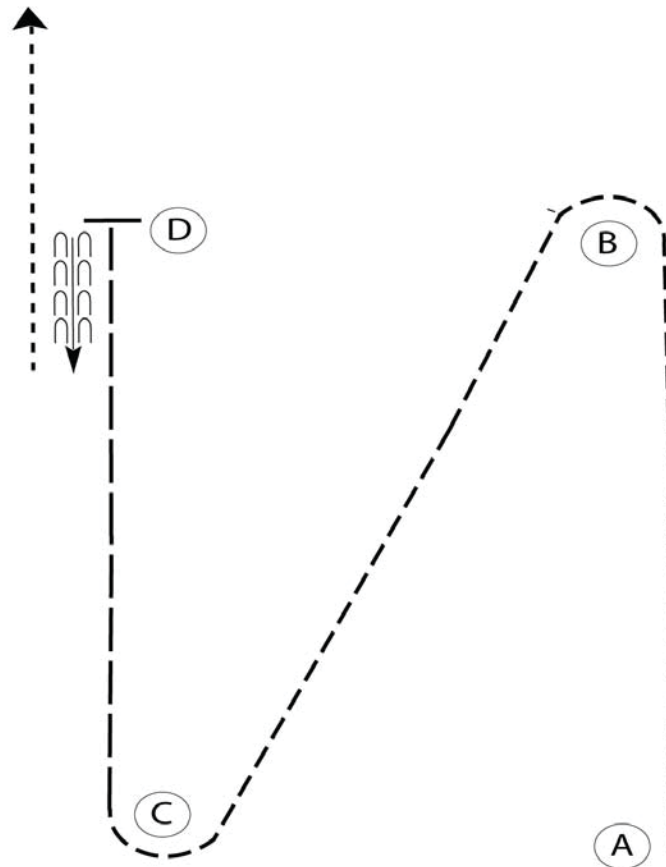
WAQHA Classic

Western Horsemanship (Small Fry)

Show Date: 06-01-03-2017

w w w . H o r s e S h o w P a t t e r n s . c o m

w w w . H o r s e S h o w P a t t e r n s . c o m



Be ready at A.

1. Walk halfway to B.
2. Jog to and around B.
3. Continue to jog to and around C.
4. Jog to and around C.
5. Extend the jog from C to D.
6. Stop at D and back approximately one horse length
7. Exit at a walk.

Follow the instructions of your ring steward.

Walk	-----
Jog	- - - - -
Extended Jog	— — — —
Lope	—————
Leg Yield	
Lead Change	— / —
Back	← ← ← ← ←
Marker	(B)
Sidepass	← ← ← ← ←

[WH/WT-66]

Pattern Provided by:

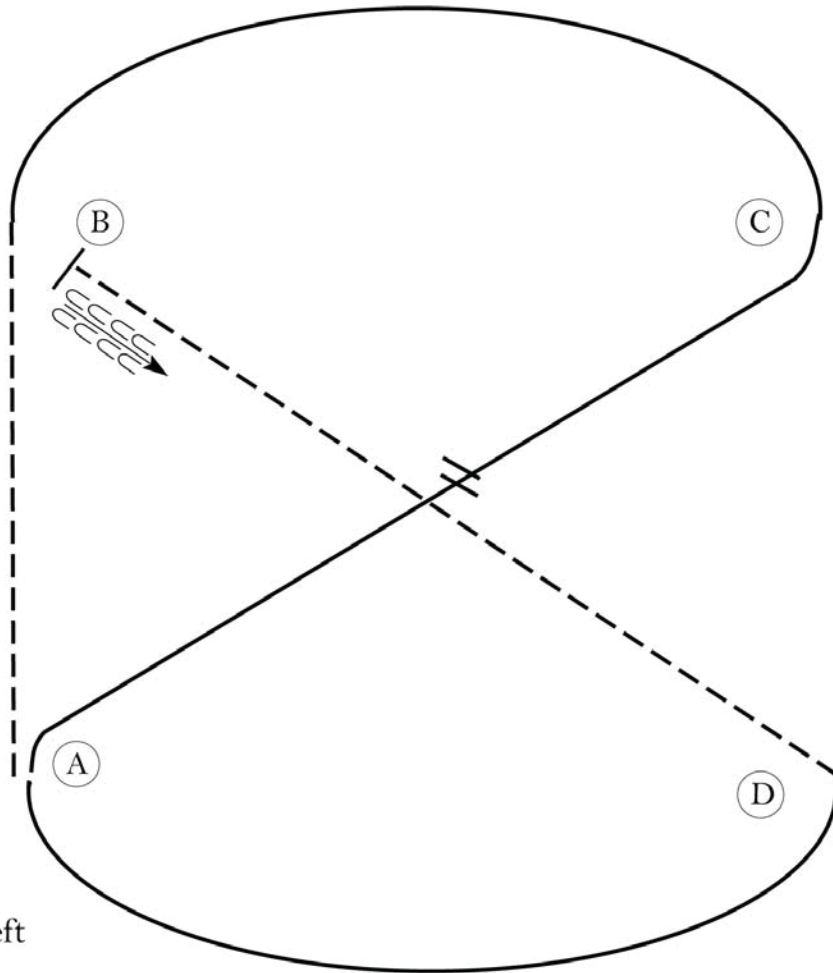
WAQHA Classic

Hunt Seat Equitation (Rookie/Level 1)

Show Date: 06-01-03-2017

w w w . H o r s e S h o w P a t t e r n s . c o m

w w w . H o r s e S h o w P a t t e r n s . c o m



Be ready at A.

1. Trot on the left diagonal to B.
2. Canter on the right lead to and around C and half way to A.
3. Perform a simple lead change between C and A.
4. Canter around A and to D.
5. Trot on the right diagonal from D to B.
6. Stop at B and back approximately one horse length.

Walk off and follow the directions of your ring steward.

Walk	-----
Trot	- - - - -
Extended Trot	— — — —
Canter	— — — —
Lead Change	
Back	
Marker	
Hand Gallop	— — — —

[HSE/1-52]

Pattern Provided by:

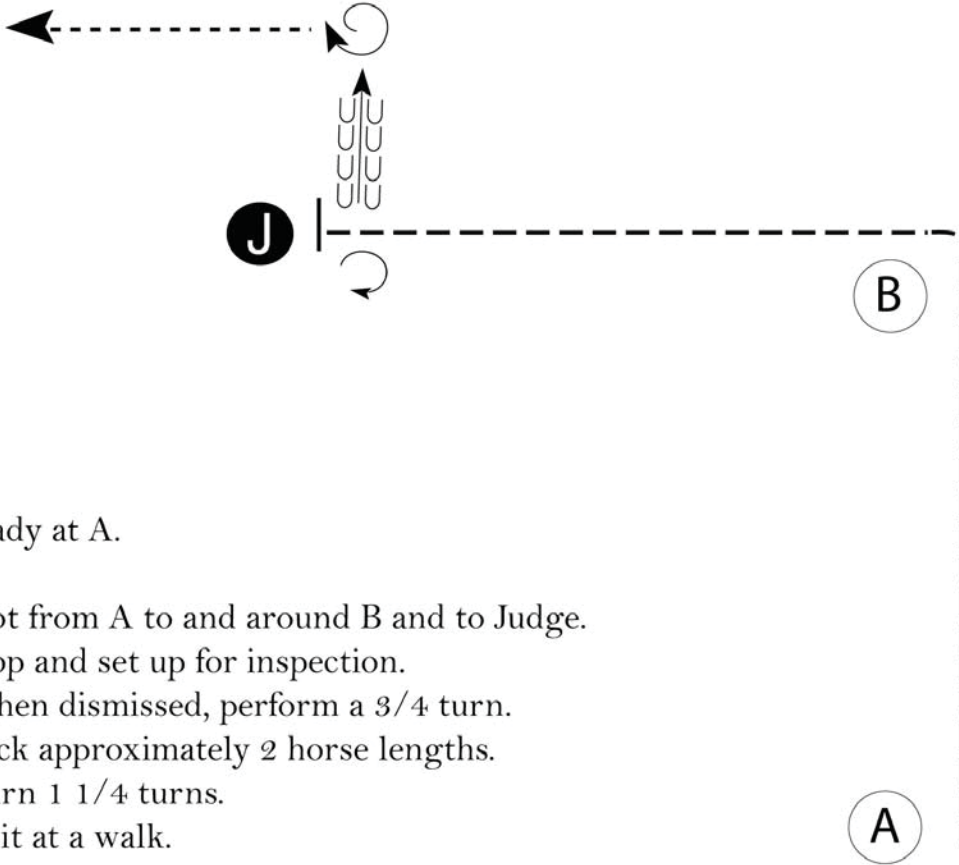
WAQHA Classic

Showmanship (Amateur/Select/13& Under/14-18)

Show Date: 06-01-03-2017

w w w . H o r s e S h o w P a t t e r n s . c o m

w w w . H o r s e S h o w P a t t e r n s . c o m



Be ready at A.

1. Trot from A to and around B and to Judge.
2. Stop and set up for inspection.
3. When dismissed, perform a 3/4 turn.
4. Back approximately 2 horse lengths.
5. Turn 1 1/4 turns.
6. Exit at a walk.

Follow the instructions of your ring steward.

Walk	-----
Trot	-----
Back	←
Marker	⊙ B
Judge	● J

[S/3-38]

Pattern Provided by:

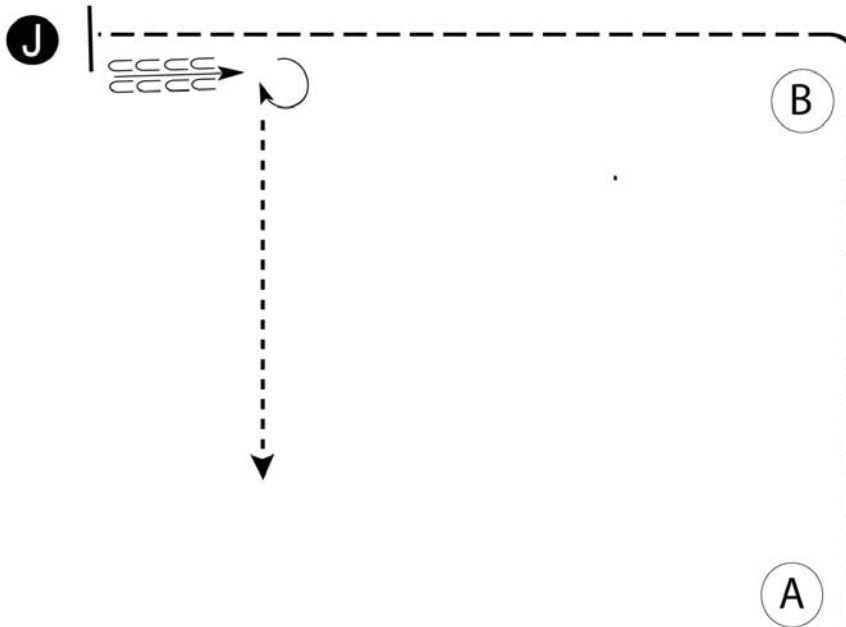
WAQHA Classic

Showmanship (Rookie and Level 1)

Show Date: 06-01-03-2017

w w w . H o r s e S h o w P a t t e r n s . c o m

w w w . H o r s e S h o w P a t t e r n s . c o m



Be ready at A.

1. Walk to B.
2. Trot around B and to judge.
3. Stop and set up for inspection.
4. When dismissed, back one horse length.
5. Turn 270 degrees and walk straight off.

Walk	-----
Trot	-----
Back	←←←←←
Marker	(B)
Judge	(J)

[S/1-23]

Pattern Provided by:

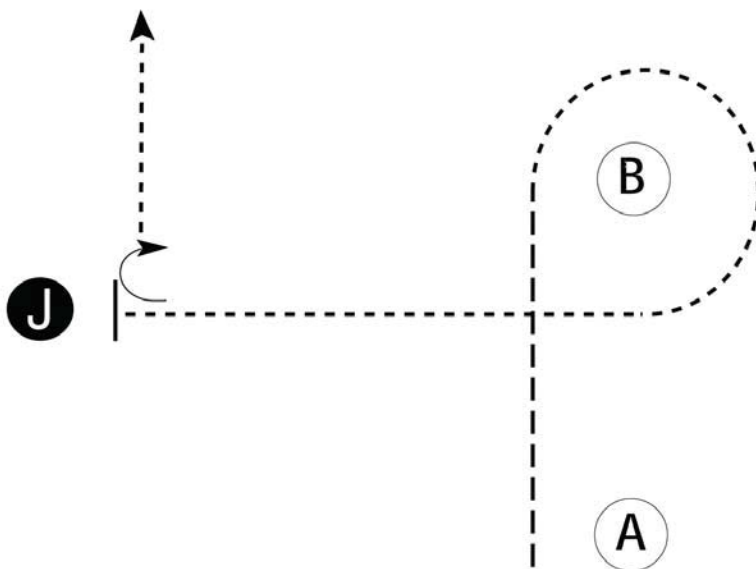
WAQHA Classic

Showmanship (Small Fry)

Show Date: 06-01-03-2017

w w w . H o r s e S h o w P a t t e r n s . c o m

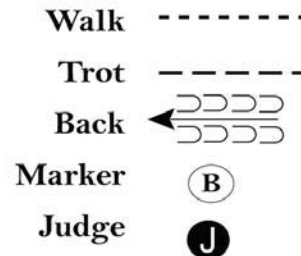
w w w . H o r s e S h o w P a t t e r n s . c o m



Be ready at A.

1. Trot from A to B.
2. Walk around B and to judge.
3. Stop and set up for inspection.
4. When dismissed, perform a 90 degree turn and walk away.

Follow the instructions of your ring steward.



[SWT-55]

Pattern Provided by:

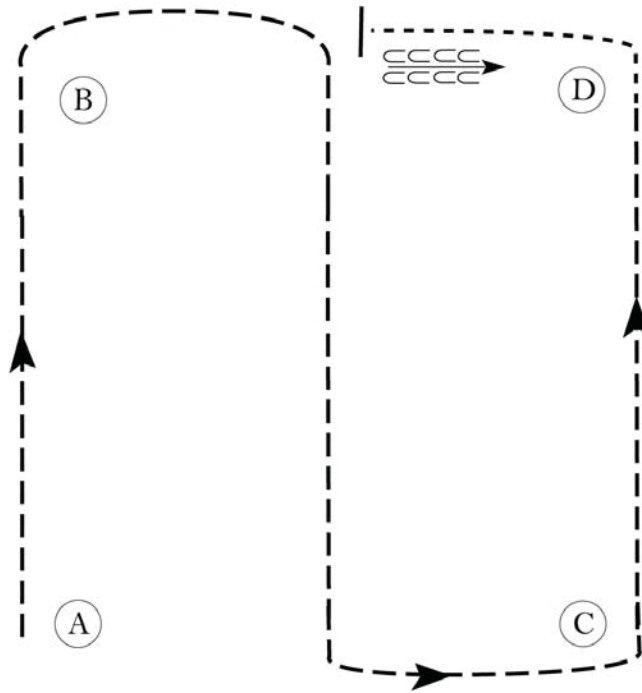
WAQHA Classic

Hunt Seat Equitation (Small Fry)

Show Date: 06-01-03-2017

www.HorseShowPatterns.com

www.HorseShowPatterns.com



Be ready at A.

1. Posting trot to and around B on the left diagonal.
2. Halfway between B and C, change diagonals.
3. Posting trot on the right diagonal to and around C.
4. Continue to trot to D.
5. At D, walk.
6. Walk until halfway to B, stop and back one horse length.

Walk	-----
Trot	- - - - -
Extended Trot	— — — —
Canter	— — — —
Leg Yield	
Lead Change	— — — —
Back	← ← ← ←
Marker	⊙
Sidepass	← — — — ←
Hand Gallop	— — — —

[HSE/WT-25]

Pattern Provided by:

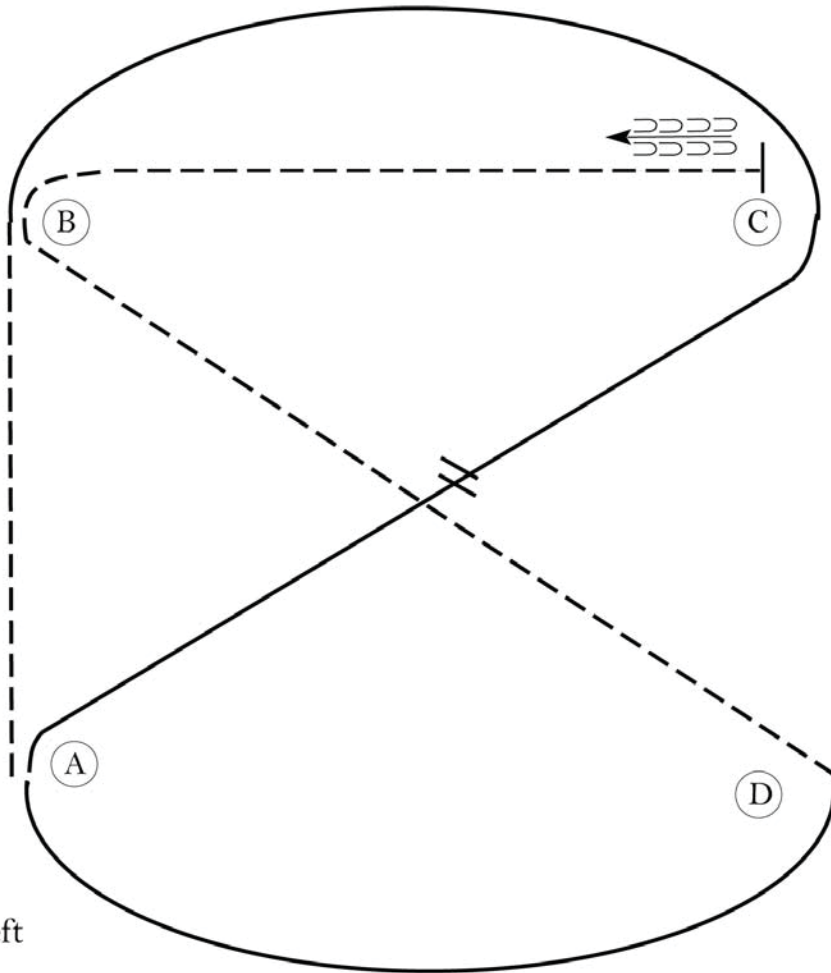
WAQHA Classic

Hunt Seat Equitation (Select/ Amateur/ 13& Under/14-18)

Show Date: 06-01-03-2017

w w w . H o r s e S h o w P a t t e r n s . c o m

w w w . H o r s e S h o w P a t t e r n s . c o m



Be ready at A.

1. Trot on the left diagonal to B.
2. Canter on the right lead to and around C and half way to A.
4. Change leads between C and A.
5. Canter around A and to D.
6. Trot on the right diagonal from D to B.
7. Trot in a two-point position to C.
8. Stop at C and back approximately one horse length.

Walk off and follow the directions of your ring steward.

- | | |
|---------------|---------|
| Walk | |
| Trot | ----- |
| Extended Trot | ----- |
| Canter | ————— |
| Lead Change | ———/——— |
| Back | ←←←←← |
| Marker | (B) |
| Hand Gallop | ——— ——— |

[HSE/2-52]

Pattern Provided by: